



**Carnegie Mellon  
Software Engineering Institute**

Pittsburgh, PA 15213-3890

# **Why Make the Switch? Evidence about the Benefits of CMMI®**

**Dennis R. Goldenson  
Diane L. Gibson  
Robert W. Ferguson**

**SEPG 2004**

**Sponsored by the U.S. Department of Defense  
© 2004 by Carnegie Mellon University**



# Agenda

Objectives, recent and current work

Research on CMMI<sup>®</sup> Impact

Characterizing Impacts

Benefits of CMMI-based Process Improvement

Recently reported CMMI and CMM<sup>®</sup> results

Proposed future directions



## Overall Objectives

Provide credible, objective evidence about organizations' experiences with CMMI based process improvement.

Focus:

- Impact and value added
- Investment and costs incurred
- Conditions of successful adoption, transition, and documented improvement
- Pitfalls and obstacles to successful adoption and use

Conduct objective studies that inform the development and evolution of the CMMI product suite



## Recent & Current Work

### Collaborative case studies

- Early adopters with credible quantitative evidence of impact and benefits of CMMI
- Selected supplementary evidence

### SEI Special Report

- *Demonstrating the Impact and Benefits of CMMI®: An Update and Preliminary Results*
- Based on case studies, supplementary materials, and comprehensive literature review

### Track at 3<sup>rd</sup> Annual CMMI Technology Conference and User Group

- 14 case study presentations & keystone summary presentation
- Roundtable panel with discussion of next steps



# Organizations

<b>CMMI Conference Presenters</b>	<b>Others</b>
Accenture	Boeing Ltd, Australia
CMS Information Services, Inc.	Bosch Gasoline Systems
Harris Corporation	Fort Sill Fire Support Software Engineering Center
Lockheed Martin Management and Data Systems	General Motors Corporation
Lockheed Martin Maritime Systems and Sensors – Undersea Systems	J.P. Morgan Chase & Co.
Lockheed Martin Systems Integration	Sanchez Computer Associates, Inc.
Motorola Global Software Group, India	Thales Air Traffic Management
Northrop Grumman Defense Enterprise Systems	Thales Research & Technology
Raytheon North Texas Software Engineering	Thales Training & Simulation
	Siemens Information Systems Ltd, India

Plus 2 Anonymous



Carnegie Mellon  
Software Engineering Institute

# Research on CMMI Impact

Objectives, recent and current work

**Research on CMMI<sup>®</sup> Impact**

Characterizing Impacts

Benefits of CMMI-based Process Improvement

Recently reported CMMI and CMM<sup>®</sup> results

Proposed future directions



# Why Do We Need Objective Evidence?

Increasing numbers of organizations are considering using CMMI models

**Trustworthy evidence is essential for**

- Addressing skepticism about model-based process improvement in general
- Demonstrate the value of CMMI over its source models
- Building commitment and obtaining resources within an organization
- Enhancing ongoing quantitative management
- Providing input for improving organizational processes and technologies
- Comparing results with those of comparable organizations



# What is Legitimate Evidence of Impact?

## Evidence based on:

- New processes or changes to existing processes due to CMMI
- Broadened organizational scope across disciplines
  - Especially for software intensive systems
- Process changes that are consistent with, but predate, CMMI
  - Especially in organizations appraised early at higher CMMI maturity levels
- Recent evidence based on the SW-CMM
  - Much of the same content is present in CMMI models
  - And, such evidence can be compelling to skeptics about any CMM-based process improvement





# Generalizability

## Case studies

- Offer a great deal of valuable detail and context
- Provide lessons learned which can be used to guide future improvement efforts
- Demonstrate what can happen under the right organizational and technical circumstances
  
- However, results from individual case studies cannot be generalized

Our task is to design studies that better reflect the experiences of the wider CMMI community



Carnegie Mellon  
Software Engineering Institute

# Characterizing Impacts

Objectives , recent and current work

Research on CMMI<sup>®</sup> Impact

**Characterizing Impacts**

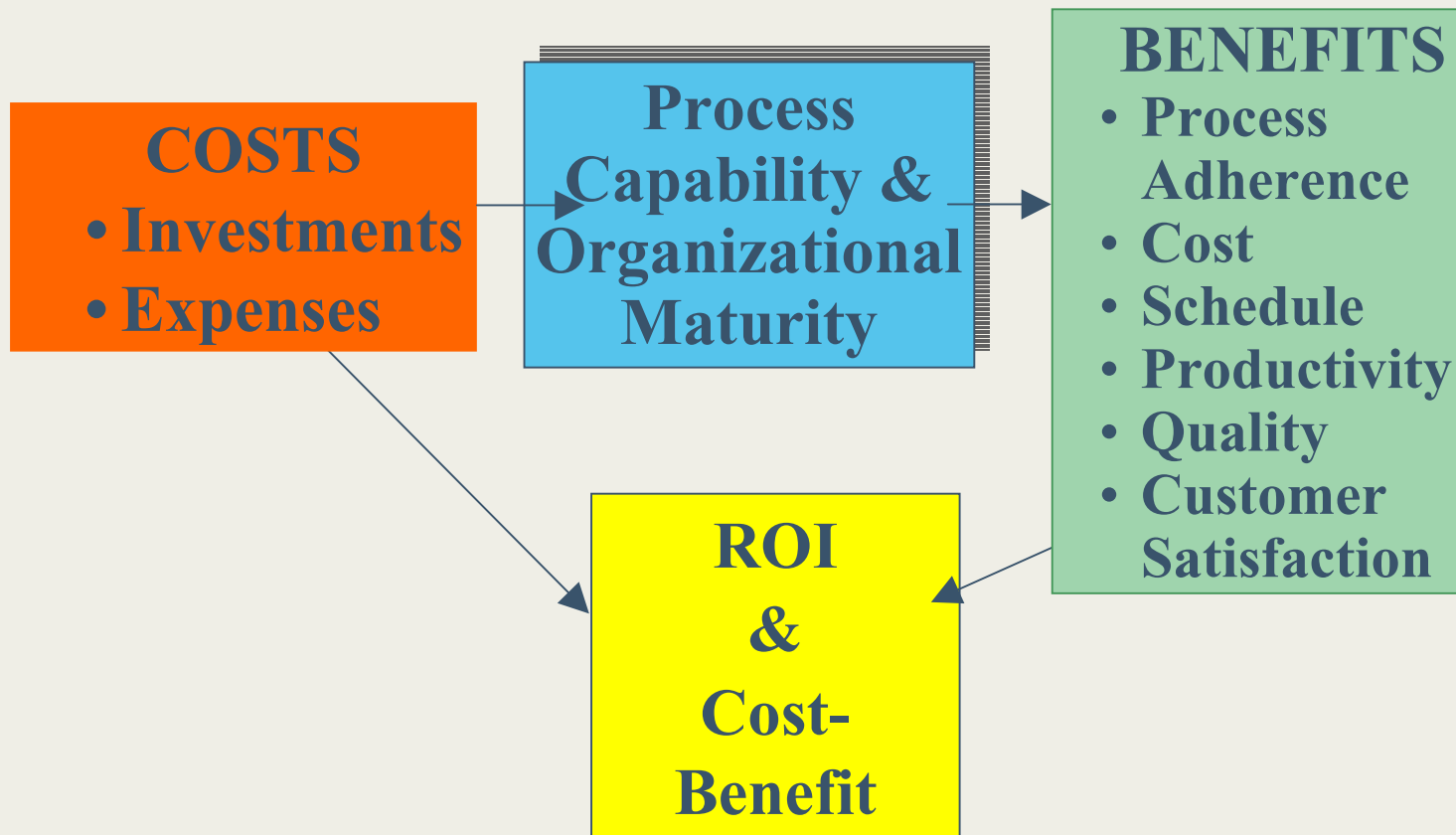
Benefits of CMMI-based Process Improvement

Recently reported CMMI and CMM<sup>®</sup> results

Proposed future directions



## Impacts: Costs and Benefits of CMMI





# Seven Kinds of Performance Measures

From the previous set, we found examples of 7 different categories of performance measures

- Process Adherence
- Cost
- Schedule
- Productivity
- Quality
- Customer Satisfaction
- Return on Investment



Carnegie Mellon  
Software Engineering Institute

# Impact of CMMI-Based Process Improvement

Objectives and review current work

Research on CMMI<sup>®</sup> Impact

Characterizing Impacts

**Impact of CMMI-based Process Improvement**

Recently reported CMMI and CMM<sup>®</sup> results

Proposed future directions



## Impact: Process Adherence and Cost of Quality

- Work product completion improved dramatically (CMS Information Services, Inc.)
- Exceeded goal for reduction in cost of poor quality (Motorola Global Software Group, India)
- Improved adherence to quantitative management practices (Raytheon North Texas Software Engineering)
- Reduced cost of poor quality from over 45 percent to under 30 percent (Siemens Information Systems Ltd, India)
- Used Measurement and Analysis to significantly reduce the cost of quality in one year (reported under non disclosure)



## Impact: Cost<sub>1</sub>

- 33 percent decrease in the average cost to fix a defect (Boeing, Australia)
- 20 percent reduction in unit software costs (Lockheed Martin Management and Data Systems)
- 15 percent decrease in defect find and fix costs (Lockheed Martin Management and Data Systems)
- 4.5 percent decline in overhead rate (Lockheed Martin Management and Data Systems)
- Improved and stabilized Cost Performance Index (Northrop Grumman Defense Enterprise Systems)



## Impact: Cost<sub>2</sub>

- Increased accuracy in cost estimation (Raytheon North Texas Software Engineering)
- 5 percent improvement in average cost performance index with a decline in variation (Raytheon North Texas Software Engineering)
  - As the organization improved from SW-CMM level 4 to CMMI level 5
- \$2.1 Million in savings in hardware engineering processes (reported under non disclosure)





## Impact: Schedule<sub>1</sub>

- 50% reduction in release turn around time (Boeing, Australia)
- 60 percent reduction in work and fewer outstanding actions following pre-test and post-test audits (Boeing, Australia)
- Increased the percentage of milestones met from approximately 50 percent to approximately 95 percent (General Motors)
- Decreased the average number of days late from approximately 50 to fewer than 10 (General Motors)
- Increased through-put resulting in more releases per year (JP Morgan Chase)



## Impact: Schedule<sub>2</sub>

- Improved and stabilized Schedule Performance Index (Northrop Grumman Defense Enterprise Systems)
- Met every milestone (25 in a row) on time, with high quality and customer satisfaction (Northrop Grumman Defense Enterprise Systems)
- Reduced variation in schedule performance index (Raytheon North Texas Software Engineering)
- Reduced schedule variance over 20 percent (reported under non disclosure)
- Achieved 95 percent on time delivery (reported under non disclosure)



## Impact: Productivity

- Improved productivity substantially, with “significantly more rigorous engineering practices” due to CMMI (Fort Sill Fire Support Software Engineering Center)
- Increased productivity after adoption of CMMI (Harris Corporation)
- 30 percent increase in software productivity (Lockheed Martin Management and Data Systems)
- Improved software productivity (including reuse) from approximately 80 percent in 1992 baseline to over 140 percent at CMMI ML 5 (Lockheed Martin Systems Integration)
- 25 percent productivity improvement in 3 years (Siemens Information Systems Ltd, India)
- 11 percent increase in productivity, corresponding to \$4.4M in additional value (reported under non disclosure)



## Impact: Quality<sub>1</sub>

- Reduced software defects substantially, with “significantly more rigorous engineering practices” due to CMMI (Fort Sill Fire Support Software Engineering Center)
- Substantial decrease in code defects after adoption of CMMI (Harris Corporation)
- Reduced software-defects-per-million-delivered-SLOC by over 50 percent compared to defects prior to CMMI (Lockheed Martin Systems Integration)
- Reduced defect rate at CMMI ML5 approximately one third compared to performance at SW-CMM ML5 (Lockheed Martin Maritime Systems & Sensors – Undersea Systems)
- Met goal of 20 +/- 5 defects per KLOC (Northrop



## Impact: Quality<sub>2</sub>

- Only 2 percent of all defects found in the fielded system (Northrop Grumman Defense Enterprise Systems)
- Reduced identified defects from 6.6 per KLOC to 2.1 over 5 causal analysis cycles (Northrop Grumman Defense Enterprise Systems)
- Increased focus on quality by developers (Northrop Grumman Defense Enterprise Systems)
- Improved defect removal before test from 50 percent to 70 percent, leaving 0.35 post release defects per KLOC (Siemens Information Systems Ltd, India)
- 44 percent defect reduction following causal analysis cycle at maturity level 2 (reported under non



## Impact: Customer Satisfaction

- Increased award fees by 55 percent compared to an earlier SW-CMM baseline at maturity level 2 (Lockheed Martin Management and Data Systems)
- Received more than 98 percent of possible customer award fees (Northrop Grumman Defense Enterprise Systems)
- Earned a rating of “Exceptional” in every applicable category on their Contractor Performance Evaluation Survey (Northrop Grumman Defense Enterprise Systems)
- Improved average customer satisfaction rating 10 percent (Siemens Information Systems Ltd, India)



## Impact: Return on Investment

- 5:1 ROI for quality activities (Accenture)
- 13:1 ROI calculated as defects avoided per hour spent in training and defect prevention (Northrop Grumman Defense Enterprise Systems)
- Avoided \$3.72M in costs due to better cost performance (Raytheon North Texas Software Engineering)
  - As the organization improved from SW-CMM level 4 to CMMI level 5
- 2:1 ROI over 3 years (Siemens Information Systems Ltd, India)
- Processes for earlier defect detection, improved risk management, and better project control implemented after showing positive return on investment during pilot (Thales TT&S)
- 2.5:1 ROI over 1<sup>st</sup> year, with benefits amortized over less



# Recently Report CMMI & CMM Results

Objectives , recent and current work  
Research on CMMI® Impact  
Characterizing Impacts  
Benefits of CMMI-based Process Improvement  
**Recently reported CMMI and CMM® results**  
Proposed future directions





**Carnegie Mellon**  
**Software Engineering Institute**

# **Selected CMMI Results**



# Lockheed Martin M&DS

SW CMM ML2 (1993) to ML 3 (1996) to CMMI ML5  
(2002)

Improvements in:

## Results

- captured a greater percentage of available award fees, now receiving 55 percent more compared to the baseline that remained unrealized at SW-CMM level 2

1996 - 2002

- Increased software productivity by 30%
- Decreased unit software cost by 20%
- Decreased defect find and fix costs by 15%

Customer  
satisfaction

Productivity

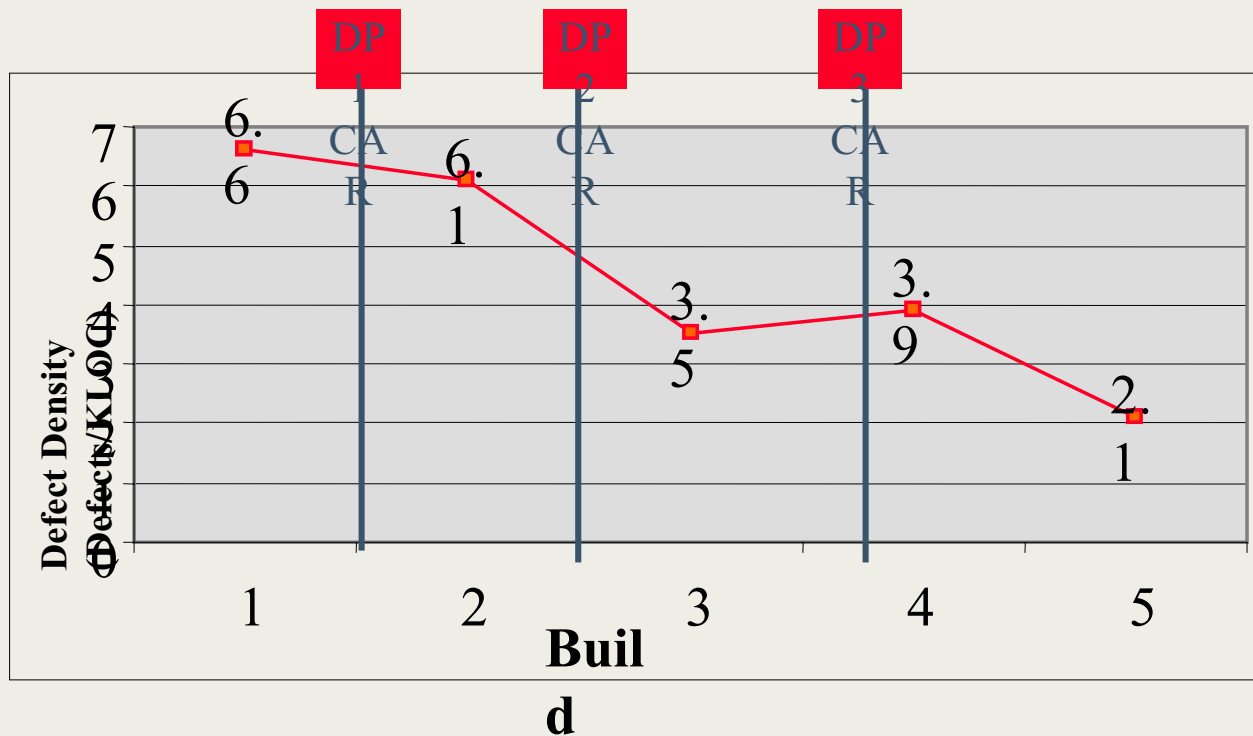
Product cost

Proprietary sources with permission; August 2003.



# Northrop Grumman IT-1

Defect prevention using PSP and CAR at CMMI ML5



Improvements  
in:

Quality

Integrating PSP<sup>sm</sup> and CMMI<sup>®</sup> Level 5. Gabriel Hoffman, Northrop Grumman IT . May 1, 2003.



# Northrop Grumman IT-2

Appraised at CMMI ML 5 in December 2002

Improvements in:

## Results

- met 25+ milestones in a row
- earned a rating of “Exceptional” in every applicable category on a formal Contractor Performance Evaluation Survey
- Hours Invested: 124 in Defect Prevention (CAR)
- Hours saved: 1650 hours (15 hours per defect)
- **ROI:** 13:1

Schedule /  
cycle time

Customer  
satisfaction

Quality

Cost of  
quality  
/ ROI

Integrating PSP<sup>sm</sup> and CMMI<sup>®</sup> Level 5. Gabriel Hoffman, Northrop  
Grumman IT . May 1, 2003



# Accenture

## Transition SW-CMM to CMMI ML 3

- May 2001 to May 2002
- Transition Time: 1149 person hours

### Key Content

Measurement and Analysis

DAR → TS, RM, Change Control

IPPD → visions, OEI

Generic Goals

### Results

- **ROI: 5:1** (for quality activities)

### Costs:

**Investment  
in  
Improvement**

### Improvements in:

**Cost of  
quality  
/ ROI**



# General Motors Corporation

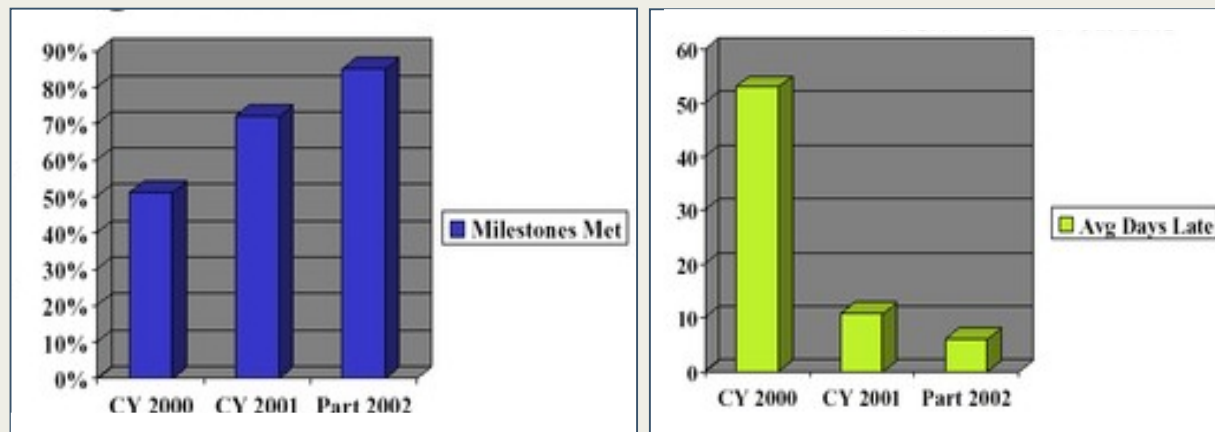
## CMMI focus 2001

Goal is Integration of Supplier Work and GM Project Execution

### Results:

- Improved schedule – projects met milestones and were fewer days late
- Improvements in:**

Schedule /  
cycle time



Camping on a Seesaw: GM's IS&S Process Improvement Approach.  
Hoffman, Moore & Schatz, SEPG 2003.



## Boeing Ltd, Australia

Making transition to CMMI from SW-CMM and EIA 731; early CMMI pilot in Australia

### RESULTS on One Project

- 33% decrease in the average cost to fix a defect
- Turnaround time for releases cut in half
- 60% reduction in work from Pre-Test and Post-Test Audits; passed with few outstanding actions
- Increased focus on product quality
- Increased focus on eliminating defects

• **Developers seeking improvement opportunities**  
In Process of Direct Day Off Try Services, Boeing Australia, Software Engineering Australia 2003 conference.

### Improvements in:

Product cost

Schedule / cycle  
time

Quality



# Thales ATM

**CMMI** Level 4 helps THALES meet their business objectives.

- Ability to see into the future with a known level of confidence
- Increasing number of processes under statistical control
- Measurement based process improvement
- **Return on investment due to**
  - earlier defect detection
  - improved risk management
  - better control of projects

**Improvements in:**

Quality

Predictability

CMMI® Level 4 Preparation: The Story of the Chicken and the Egg. Anne De Goeyse and Anne Sophie Luce, Thales ATM; and Annie Kuntzmann-Combelles, Q-Labs France, ESEPG 2003.





## Thales Training & Simulation

- Began process improvement with SW-CMM in 1992; Level 3 achieved in 1996
- Refocused on CMMI to broaden effort to systems engineering
- **Lessons Learned:**
  - quarterly internal “CBA IPI like” assessments measure progress and help avoid regression
  - experience gained during implementation of SW-CMM was a key factor in CMMI success
  - data collected on software has shown decreases in project cost and schedule variances as maturity increased

### Improvements in:

Product  
cost

Schedule / cycle  
time

Achieving CMMI level 2: Keys to success. Robert Richard. ESEPG 2003.



Carnegie Mellon  
Software Engineering Institute

# Recent CMM<sup>®</sup> (& CMMI) Results



# Thales Research & Technology

CMM data from another Thales Unit used by Thales Research & Technology as part of rationale to begin PI with CMMI.

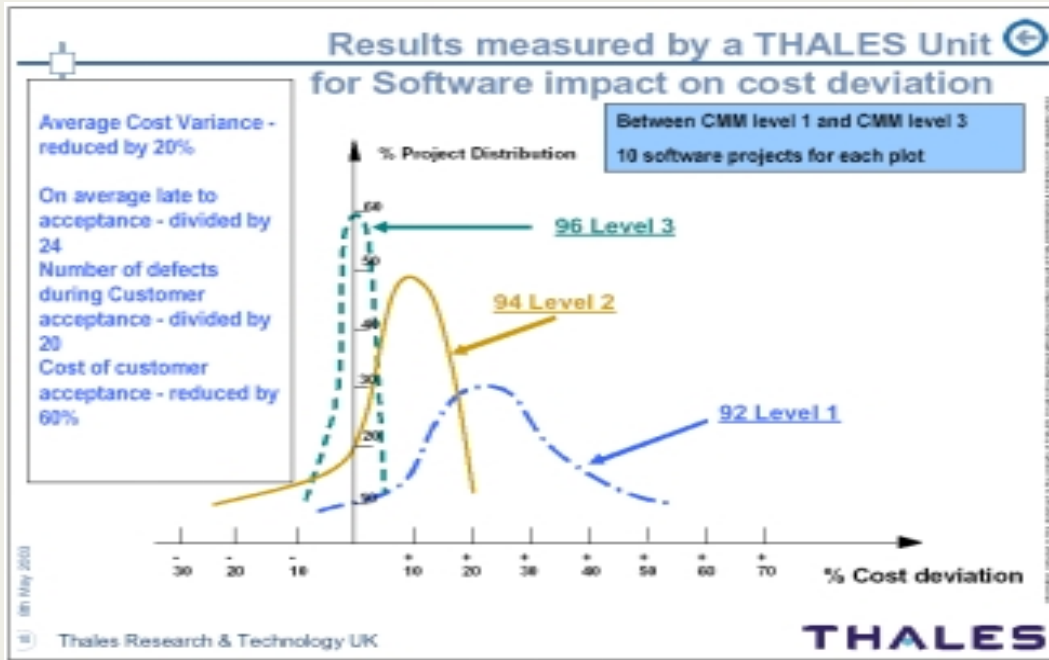
Improvements in:

Product cost

Schedule / cycle time

Quality

Customer satisfaction



Getting Started with Process Improvement Using the CMMI<sup>®</sup>. Carol Marsh, Patrick Vigier. ESEPG 2003.



# Bosch Gasoline Systems

Improvements in:

## CMM based improvements

- **Predictability** -- Internal On-Time Delivery improved by 15%
- **Less Rework** – first pass yield improved by 10%
- **Product Quality** – reduction in error cases in the factory by one order of magnitude

Schedule / cycle time

Predictability

- Rework

Quality

## Next Steps include

- Move to CMMI and applying it to software, system and hardware
- Expand process improvement program to include sales, hardware and component development

Critical success factors for improvement in a large embedded systems organisation. Wolfgang Stolz, Robert Bosch GmbH Gasoline Systems GS-EC/ESP and Hans-Jürgen Kugler, Q-Labs Software Engineering, ESEPG



## Sanchez Computer Associates, Inc.

**CMM** Level 1 to Level 3 in 15 months. 6 Months later, **Improvements in:**

- saved \$2 million in first 6 months, most through early detection and removal of defects

Quality

+  
REVENUE  
/ SAVINGS

In addition,

- improved quality of code
- robust training program
- applicability of process outside of software programming

Financial Services Software Developer Saves \$2 Million in Six Months with CMM<sup>®</sup> Implementation. David Consulting Group, News Release.



# J.P. Morgan Chase & Co

1<sup>st</sup> CMM success 2001  
today, 28 teams at CMM Level 2  
CMMI success – 1<sup>st</sup> team ML3 in 2003

**Investment in PI = \$4 million**

## Results:

- Improved predictability of delivery schedule
- Reduction of post-release defects
- Reduced severity of post-release defects

## And, from CMMI specifically

- Increased through-put = more releases per year

Goal to achieve CMMI throughout organization

## Improvements in:

Predictability

Quality

Schedule /  
cycle time

With permission from presentation to the SEI, September 2003.



# Proposed Future Directions

Objectives , recent and current work

Research on CMMI<sup>®</sup> Impact

Characterizing Impacts

Benefits of CMMI-based Process Improvement

Recently reported CMMI and CMM<sup>®</sup> results

**Proposed future directions**



# Proposed for FY2004 and Beyond<sub>1</sub>

## Impact and benefits of systems engineering

- Processes with heritage in EIA 731 and precursors
- Organizational integration

## Additional case studies

- In-depth collaboration with the SEI
- Self reported *via* the SEIR

## Broadly based studies

- State-of-the-practice surveys of CMMI impact and transition
- Analyses using existing commercial databases
- Community benchmarking of process and performance





## Proposed for FY2004 and Beyond<sub>2</sub>

### Related studies

- Research and development on costs and benefits of CMMI appraisal methods
- Guidance on calculating cost-benefit, cost effectiveness, ROI, and cost of quality
- CMMI adoption and impact in small and medium enterprises

### Decision support

- Proactive guidance for Decision Analysis and Resolution
- Combining computer modeling and simulation with empirical results
- Validating predictions empirically

### Guidance on using measurement effectively

Technical Report, conference presentations and journal articles



Carnegie Mellon  
Software Engineering Institute

## Contact Information

For more information or to discuss participation, contact:

Dennis R. Goldenson  
[dg@sei.cmu.edu](mailto:dg@sei.cmu.edu)

Diane L. Gibson  
[dlg@sei.cmu.edu](mailto:dlg@sei.cmu.edu)

Robert W. Ferguson  
[rwf@sei.cmu.edu](mailto:rwf@sei.cmu.edu)  
Software Engineering Institute  
Pittsburgh, PA 15213